

Welcome to 3rd Grade (2025-2026)

Phone Ext: 373

Please keep in mind that the supplies are for the entire school year and should be replaced as needed. Please have extra supplies at home for homework use.

Class Supplies:

- _____ 1 Pack of white copy paper
- _____ 1 Pack of color copy paper
- _____ 2 Packs of 24 pencils
- _____ 3 Spiral Notebooks
- _____ 3 Composition Books
- _____ 3 Two-Pocket Folders
- _____ 1 Clipboard
- _____ 1 Plastic Pencil Box
- _____ 3 Boxes of Clear Tape
- _____ 1 Backpack
- _____ 1 Snack and Lunch Pail
- _____ 2 Book Covers

Art Supplies:

- _____ 1 Pack of 12 Crayola Markers
- _____ 1 Pack of Color Pencil
- _____ 1 Set of Watercolor Paints
- _____ 1 Set of Paint Brushes
- _____ 3 Glue Sticks
- _____ 1 Pack of Construction Paper
- _____ 1 Pair of Scissors
- _____ 1 Oversized Shirt or Apron for Painting
- _____ 1 Pack of white cardstock
- _____ 1 Pack of color cardstock
- _____ 3 Erasers

Housekeeping Supplies:

- _____ 3 Cans of Disinfecting Wipes
- _____ 1 Can of Lysol Spray
- _____ 2 Boxes of Kleenex
- _____ 2 Paper Towel Rolls

Technology:

- _____ 1 Headphones
- _____ \$100 Technology Fee (K-5th)
- _____ 1 Wireless Mouse

Third Grade Summer Pack Homework (2025-2026)

Week 1:

- ___ Math: Complete pg. 47 (Time-Hour)
- ___ Math: Complete pg. 48 (Time-Half Hour)
- ___ Phonics: Complete pg. 159 (Short Vowels)
- ___ Phonics: Complete pg. 160 (Short Vowels)
- ___ Reading: Complete pages 4-5 (A Long Way to Travel)
- ___ Writing: Complete pg. 103 (Cookies Story)

Week 2:

- ___ Math: Complete pg. 81 (Addition)
- ___ Math: Complete pg. 82 (Addition 2 Digits)
- ___ Phonics: Complete pg. 173 (Long Vowels)
- ___ Phonics: Complete pg. 174 (Long Vowels)
- ___ Reading: Complete pages 6-7 (Fire!)
- ___ Writing: Complete pg. 104 (Dinosaurs Story)

Week 3:

- ___ Math: Complete pg. 87 (Subtraction 2 Digits)
- ___ Math: Complete pg. 88 (Subtraction 2 Digits)
- ___ Phonics: Complete pg. 188 (Hard and Soft C and G)
- ___ Phonics: Complete pg. 189 (Hard and Soft C and G)
- ___ Reading: Complete pgs. 8-9 (The Great Sock Hunt)
- ___ Writing: Complete pg. 105 (The Zoo Story)

Week 4:

- ___ Math: Complete pg. 105 (Addition 3 Digits)
- ___ Math: Complete pg. 106 (Problem Solving)
- ___ Phonics: Complete pg. 205 (Ending Blends)
- ___ Phonics: Complete pg. 206 (Ending Blends)
- ___ Reading: Complete pgs. 10-11 (On the Beach)
- ___ Writing: Complete pg. 107 (Pirates Story)

- ___ **Math:** Complete pg. 47 (Time-Hour)
- ___ **Math:** Complete pg. 48 (Time-Half Hour)
- ___ **Phonics:** Complete pg. 159 (Short Vowels)
- ___ **Phonics:** Complete pg. 160 (Short Vowels)
- ___ **Reading:** Complete pages 4-5 (A Long Way to Travel)
- ___ **Writing:** Complete pg. 103 (Cookies Story)

- ___ Math: Complete pg. 81 (Addition)
- ___ Math: Complete pg. 82 (Addition 2 Digits)
- ___ Phonics: Complete pg. 173 (Long Vowels)
- ___ Phonics: Complete pg. 174 (Long Vowels)
- ___ Reading: Complete pages 6-7 (Fire!)
- ___ Writing: Complete pg. 104 (Dinosaurs Story)

- ___ Math: Complete pg. 87 (Subtraction 2 Digits)
- ___ Math: Complete pg. 88 (Subtraction 2 Digits)
- ___ Phonics: Complete pg. 188 (Hard and Soft C and G)
- ___ Phonics: Complete pg. 189 (Hard and Soft C and G)
- ___ Reading: Complete pgs. 8-9 (The Great Sock Hunt)
- ___ Writing: Complete pg. 105 (The Zoo Story)

- ___ **Math:** Complete pg. 105 (Addition 3 Digits)
- ___ **Math:** Complete pg. 106 (Problem Solving)
- ___ **Phonics:** Complete pg. 205 (Ending Blends)
- ___ **Phonics:** Complete pg. 206 (Ending Blends)
- ___ **Reading:** Complete pgs. 10-11 (On the Beach)
- ___ **Writing:** Complete pg. 107 (Pirates Story)

Week 5:

- ___ Math: Complete pg. 111 (Subtraction 3 Digits)
- ___ Math: Complete pg. 112 (Problem Solving)
- ___ Phonics: Complete pg. 221 (Silent Consonants)
- ___ Phonics: Complete pg. 222 (Silent Consonants)
- ___ Reading: Complete pgs. 12-13 (Growing Things)
- ___ Writing: Complete pg. 107 (Pirates Story)

Week 6:

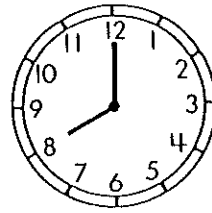
- ___ Math: Complete pg. 12 (P9 Finish the Pattern)
- ___ Math: Complete pg. 13 (P10 Count the Money)
- ___ Phonics: Complete pg. 250 (Two Sounds of Y)
- ___ Phonics: Complete pg. 251 (Two Sounds of Y)
- ___ Reading: Complete pgs. 14-15 (Smiles)
- ___ Writing: Complete pg. 107 (Pirates Story)

Lesson 4 Time—Hour




8 o'clock

8:00




Both clocks show the same time.


Write the time for each clock.




4 o'clock
4:00



_____ o'clock
_____:00



_____ o'clock
_____:00




_____ o'clock
_____:_____




_____ o'clock
_____:_____




_____ o'clock
_____:_____



_____ o'clock
_____:_____



_____ o'clock
_____:_____




_____ o'clock
_____:_____


Perfect score: 18 My score: _____

Lesson 5 Time—Half Hour


NAME _____



2 o'clock
2:00




half past 2
2:30

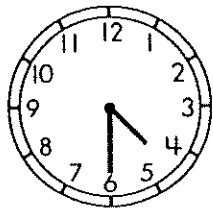


3 o'clock
3:00


Write the time for each clock.



half past 3
3 : 30



half past _____
_____ : 30



half past _____
_____ : 30




half past _____
_____ : _____




half past _____
_____ : _____




half past _____
_____ : _____



half past _____
_____ : _____



half past _____
_____ : _____



half past _____
_____ : _____

Perfect score: 18 My score: _____

Lesson 5 Subtraction (2 digits)

Rename 53 as 4 tens and 3 ones.

$$\begin{array}{r} 53 \\ -26 \\ \hline \end{array} \quad \begin{array}{r} 413 \\ \cancel{5} \cancel{3} \\ -26 \\ \hline \end{array}$$

Subtract the ones.

$$\begin{array}{r} 413 \\ \cancel{5} \cancel{3} \\ -26 \\ \hline 7 \end{array}$$

Subtract the tens.

$$\begin{array}{r} 413 \\ \cancel{5} \cancel{3} \\ -26 \\ \hline 27 \end{array}$$

Rename 45 as 3 tens and 15 ones.

$$\begin{array}{r} 45 \\ -18 \\ \hline \end{array} \quad \begin{array}{r} 315 \\ \cancel{4} \cancel{5} \\ -18 \\ \hline \end{array}$$

Subtract the ones.

$$\begin{array}{r} 315 \\ \cancel{4} \cancel{5} \\ -18 \\ \hline 7 \end{array}$$

Subtract the tens.

$$\begin{array}{r} 315 \\ \cancel{4} \cancel{5} \\ -18 \\ \hline 27 \end{array}$$

Subtract.

$$\begin{array}{r} 513 \\ \cancel{6} \cancel{3} \\ -28 \\ \hline 35 \end{array}$$

$$\begin{array}{r} 614 \\ \cancel{7} \cancel{4} \\ -39 \\ \hline 35 \end{array}$$

$$\begin{array}{r} 47 \\ -28 \\ \hline \end{array}$$

$$\begin{array}{r} 52 \\ -26 \\ \hline \end{array}$$

$$\begin{array}{r} 64 \\ -36 \\ \hline \end{array}$$

$$\begin{array}{r} 84 \\ -47 \\ \hline \end{array}$$

$$\begin{array}{r} 93 \\ -56 \\ \hline \end{array}$$

$$\begin{array}{r} 71 \\ -23 \\ \hline \end{array}$$

$$\begin{array}{r} 26 \\ -18 \\ \hline \end{array}$$

$$\begin{array}{r} 67 \\ -48 \\ \hline \end{array}$$

$$\begin{array}{r} 44 \\ -28 \\ \hline \end{array}$$

$$\begin{array}{r} 53 \\ -37 \\ \hline \end{array}$$

$$\begin{array}{r} 82 \\ -46 \\ \hline \end{array}$$

$$\begin{array}{r} 94 \\ -66 \\ \hline \end{array}$$

$$\begin{array}{r} 55 \\ -39 \\ \hline \end{array}$$

$$\begin{array}{r} 86 \\ -58 \\ \hline \end{array}$$

$$\begin{array}{r} 34 \\ -18 \\ \hline \end{array}$$

$$\begin{array}{r} 54 \\ -29 \\ \hline \end{array}$$

$$\begin{array}{r} 73 \\ -59 \\ \hline \end{array}$$

$$\begin{array}{r} 86 \\ -69 \\ \hline \end{array}$$

Perfect score: 20

My score: _____

Subtraction (2 digit)

Rename 73 as 6 tens and 13 ones.

$$\begin{array}{r} 73 \\ -48 \\ \hline \end{array} \quad \begin{array}{r} 613 \\ \cancel{7} \cancel{3} \\ -48 \\ \hline \end{array}$$

Subtract the ones.

$$\begin{array}{r} 613 \\ \cancel{7} \cancel{3} \\ -48 \\ \hline 5 \end{array}$$

Subtract the tens.

$$\begin{array}{r} 613 \\ \cancel{7} \cancel{3} \\ -48 \\ \hline 25 \end{array}$$

Subtract.

$$\begin{array}{r} 513 \\ \cancel{6} \cancel{3} \\ -48 \\ \hline 15 \end{array}$$

$$\begin{array}{r} 83 \\ -45 \\ \hline \end{array}$$

$$\begin{array}{r} 74 \\ -29 \\ \hline \end{array}$$

$$\begin{array}{r} 94 \\ -48 \\ \hline \end{array}$$

$$\begin{array}{r} 62 \\ -25 \\ \hline \end{array}$$

$$\begin{array}{r} 45 \\ -27 \\ \hline \end{array}$$

$$\begin{array}{r} 33 \\ -24 \\ \hline \end{array}$$

$$\begin{array}{r} 24 \\ -18 \\ \hline \end{array}$$

$$\begin{array}{r} 86 \\ -37 \\ \hline \end{array}$$

$$\begin{array}{r} 72 \\ -48 \\ \hline \end{array}$$

$$\begin{array}{r} 36 \\ -17 \\ \hline \end{array}$$

$$\begin{array}{r} 26 \\ -18 \\ \hline \end{array}$$

$$\begin{array}{r} 43 \\ -19 \\ \hline \end{array}$$

$$\begin{array}{r} 63 \\ -48 \\ \hline \end{array}$$

$$\begin{array}{r} 93 \\ -18 \\ \hline \end{array}$$

$$\begin{array}{r} 82 \\ -26 \\ \hline \end{array}$$

$$\begin{array}{r} 73 \\ -28 \\ \hline \end{array}$$

$$\begin{array}{r} 95 \\ -69 \\ \hline \end{array}$$

$$\begin{array}{r} 57 \\ -38 \\ \hline \end{array}$$

$$\begin{array}{r} 41 \\ -25 \\ \hline \end{array}$$

$$\begin{array}{r} 54 \\ -18 \\ \hline \end{array}$$

$$\begin{array}{r} 61 \\ -34 \\ \hline \end{array}$$

$$\begin{array}{r} 91 \\ -37 \\ \hline \end{array}$$

$$\begin{array}{r} 81 \\ -44 \\ \hline \end{array}$$

$$\begin{array}{r} 32 \\ -15 \\ \hline \end{array}$$

Perfect score: 25

My score: _____

Lesson 7 Addition (3 digit)

NAME _____

$$\begin{array}{r} 245 \\ +253 \\ \hline 8 \end{array}$$




$$\begin{array}{r} 245 \\ +253 \\ \hline 98 \end{array}$$



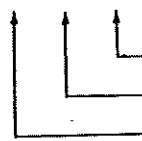
$$\begin{array}{r} 245 \\ +253 \\ \hline 498 \end{array}$$

Add.

$$\begin{array}{r} 745 \\ +23 \\ \hline 768 \end{array}$$


 Add the ones.
 Add the tens.
 Add the hundreds.

$$\begin{array}{r} 623 \\ +156 \\ \hline \end{array}$$


 Add the ones.
 Add the tens.
 Add the hundreds.

$$\begin{array}{r} 415 \\ +342 \\ \hline \end{array}$$

$$\begin{array}{r} 566 \\ +33 \\ \hline \end{array}$$

$$\begin{array}{r} 373 \\ +221 \\ \hline \end{array}$$

$$\begin{array}{r} 160 \\ +334 \\ \hline \end{array}$$

$$\begin{array}{r} 835 \\ +42 \\ \hline \end{array}$$

$$\begin{array}{r} 642 \\ +251 \\ \hline \end{array}$$

$$\begin{array}{r} 287 \\ +412 \\ \hline \end{array}$$

$$\begin{array}{r} 723 \\ +45 \\ \hline \end{array}$$

$$\begin{array}{r} 133 \\ +522 \\ \hline \end{array}$$

$$\begin{array}{r} 454 \\ +324 \\ \hline \end{array}$$

$$\begin{array}{r} 314 \\ +602 \\ \hline \end{array}$$

$$\begin{array}{r} 654 \\ +235 \\ \hline \end{array}$$

Perfect score: 14 My score: _____

Problem Solving

Solve each problem.

Gene collected 342 rocks.

Lester collected 201 rocks.

How many rocks did they collect?

$$\begin{array}{r} 342 \\ + 201 \\ \hline 543 \end{array}$$

Tina jumped the rope 403 times.

Henry jumped the rope 426 times.

How many times did they jump?

There are 210 people wearing blue hats.

There are 432 people wearing red hats.

How many hats in all?

Asta used 135 paper plates.

Clyde used 143 paper plates.

How many paper plates did they use in all?

Aunt Mary had 536 dollars.

Uncle Lewis had 423 dollars.

How many dollars did they have in all?

Perfect score: 5

My score: _____

Lesson 7 Addition (3 digit)

NAME _____

$$\begin{array}{r} 245 \\ +253 \\ \hline 8 \end{array}$$



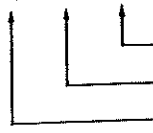
$$\begin{array}{r} 245 \\ +253 \\ \hline 98 \end{array}$$



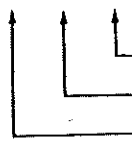
$$\begin{array}{r} 245 \\ +253 \\ \hline 498 \end{array}$$

Add.

$$\begin{array}{r} 745 \\ +23 \\ \hline 768 \end{array}$$


 Add the ones.
 Add the tens.
 Add the hundreds.

$$\begin{array}{r} 623 \\ +156 \\ \hline \end{array}$$


 Add the ones.
 Add the tens.
 Add the hundreds.

$$\begin{array}{r} 415 \\ +342 \\ \hline \end{array}$$

$$\begin{array}{r} 566 \\ +33 \\ \hline \end{array}$$

$$\begin{array}{r} 373 \\ +221 \\ \hline \end{array}$$

$$\begin{array}{r} 160 \\ +334 \\ \hline \end{array}$$

$$\begin{array}{r} 835 \\ +42 \\ \hline \end{array}$$

$$\begin{array}{r} 642 \\ +251 \\ \hline \end{array}$$

$$\begin{array}{r} 287 \\ +412 \\ \hline \end{array}$$

$$\begin{array}{r} 723 \\ +45 \\ \hline \end{array}$$

$$\begin{array}{r} 133 \\ +522 \\ \hline \end{array}$$

$$\begin{array}{r} 454 \\ +324 \\ \hline \end{array}$$

$$\begin{array}{r} 314 \\ +602 \\ \hline \end{array}$$

$$\begin{array}{r} 654 \\ +235 \\ \hline \end{array}$$

Perfect score: 14

My score: _____

Problem Solving

Solve each problem.

Gene collected 342 rocks.

Lester collected 201 rocks.

How many rocks did they collect?

$$\begin{array}{r} 342 \\ + 201 \\ \hline 543 \end{array}$$

Tina jumped the rope 403 times.

Henry jumped the rope 426 times.

How many times did they jump?

There are 210 people wearing blue hats.

There are 432 people wearing red hats.

How many hats in all?

Asta used 135 paper plates.

Clyde used 143 paper plates.

How many paper plates did they use in all?


Aunt Mary had 536 dollars.

Uncle Lewis had 423 dollars.

How many dollars did they have in all?

Perfect score: 5

My score: _____



Two Sounds of Y

Name _____

Read the words and look at the pictures. Circle the word that tells about each picture.



fly pony

skinny

sky




cry

city



dry

dusty




by

bunny



funny

fly




my

muddy



story

spy



fry

fifty




baby

by



dizzy

dry




sky

silly




spy

skinny



Two Sounds of Y




Name _____

The letter **y** at the end of some words can stand for the long-**i** sound, as in **fly**. The letter **y** at the end of some words can stand for the long-**e** sound, as in **pony**.



Read the words and look at the pictures. Circle **long e** or **long i** to show which sound **y** makes in each word.

<p>pony</p> <p>long e long i</p>	<p>story</p> <p>long e long i</p>	<p>dry</p> <p>long e long i</p>
<p>baby</p> <p>long e long i</p>	<p>sky</p> <p>long e long i</p>	<p>fly</p> <p>long e long i</p>
<p>fry</p> <p>long e long i</p>	<p>city</p> <p>long e long i</p>	<p>puppy</p> <p>long e long i</p>
<p>bunny</p> <p>long e long i</p>	<p>cry</p> <p>long e long i</p>	<p>penny</p> <p>long e long i</p>



Silent Consonants

Name _____

In some words, two consonants stand for one sound.
The letters **ck** usually stand for the sound of **k**, as in **duck**.



duck

Read the words and name the pictures. Circle the word that names each picture.

(truck)
trick



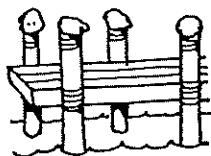
pack
pick




tack
track




deck
dock



clock
click




luck
lock



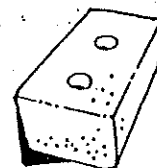
pocket
jacket



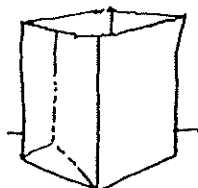
rock
rack




brick
block



stack
sack




track
truck



sock
sick





Silent Consonants

Name _____

Read each sentence and the words beside it. Write the word that makes sense in each sentence.

knot



write



1. I fell and scraped my _____

knee

knee
knot
know

2. We drove down the _____ street.

wrap
wrong
wrist

3. The _____ on that door is old.

knob
knot
knee

4. Did you find a _____ in the rope?

knot
knit
knob

5. Kate will _____ a letter.

wrist
wrote
write

6. We need a _____ to cut the apple.

knob
knife
knot

7. I hurt my left _____.


write
wrap
wrist

8. We heard a _____ on the door.

knock
know
knit

9. Will you help me _____ the gift?

wrap
wrong
wrote




Ending Blends

Name _____


At the end of some words, two consonants appear together. To say these words, blend the sounds of the two consonants together.

hand
bank
sent
stamp

Read the words and look at the pictures. Draw a line from each word to the picture it tells about.



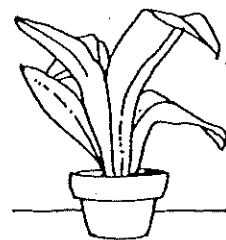
stand



stamp



pond

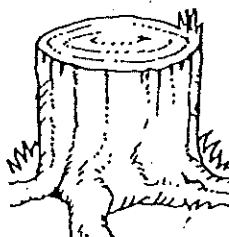



plant



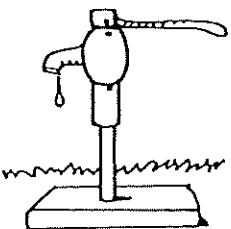

bank

band



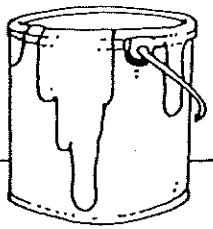
stump

skunk



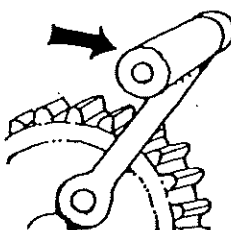
paint

pump




wind

wink



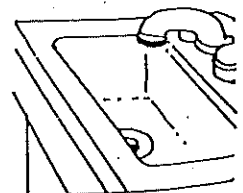
crank

cent



stamp

sink



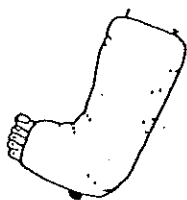


Ending Blends

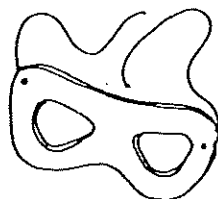
Name _____

Read the words and name the pictures. Circle the word that names each picture.

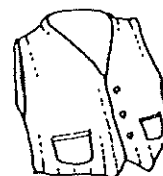
cost
cast
most
mask




dust
desk
mask
most



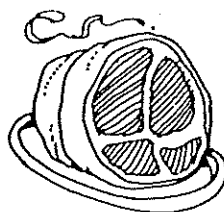
vest
test
tusk
most




task
tusk
test
nest



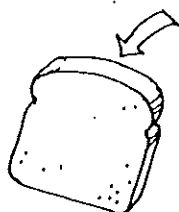
crust
roast
toast
tusk



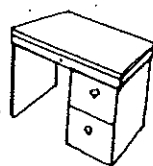
last
lost
list
tusk



tusk
crust
cast
cost



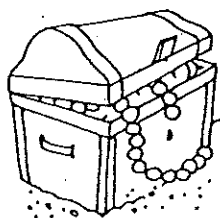
dust
desk
mask
must



mask
must
most
nest



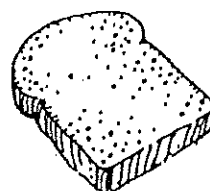
chest
crust
tusk
test



fast
task
fist
tusk



toast
roast
test
task





Hard and Soft C and G

Name _____

Read each sentence and the words beside it. Circle the word that belongs in the sentence. Then write the word in the blank.

1. Vince got his hair _____ cut lace

2. Mom got _____ for the car. edge gas

3. Bruce has a smile on his _____ cab face

4. My cat ate fish from a _____ race can

5. Gus is a _____ for the pet show. judge hug

6. Gene gave his _____ a pat. dog stage

7. We saw the children run the _____ race cane

8. Mother fixed a _____ for Nina. nice coat

9. I keep my bird in a _____ wig cage



Hard and Soft C and G

Name _____

Read the words and name the pictures. Circle the word that names each picture.

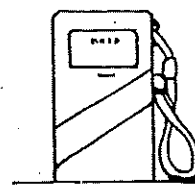
cat
lace
(cab)
face



cap
place
car
face




page
gas
cage
gate




egg
edge
beg
bridge



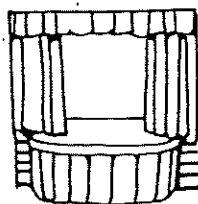
page
peg
cage
wig




fence
can
face
cob




gate
tag
stage
sag



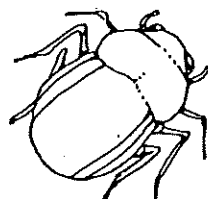
place
cap
trace
cat



bridge
beg
badge
bug



bridge
bug
badge
bag



city
car
cent
cat



race
cube
place
cup






Long Vowels

Name _____


Look at the pictures. Write the letters that stand for the vowel sound in each picture name.



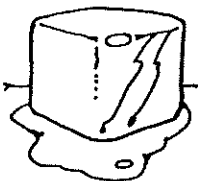
tape



b k



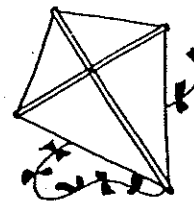
h s




c b



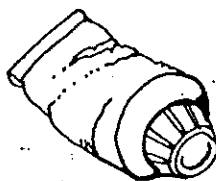
v n




k t



b n




t b



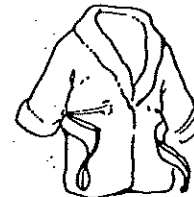
r k



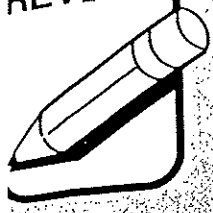
m



g t



r b



Long Vowels

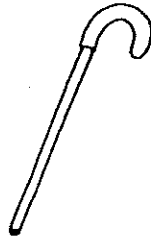
Name _____

Read the words and name the pictures. Circle the word that names each picture.

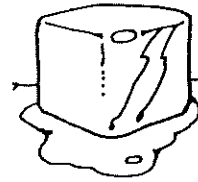
hive
hide
had
dive



can
cone
cane
came




cub
cube
tub
tube



male
mile
mule
mole



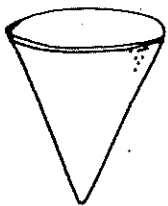
pin
pan
pane
pine



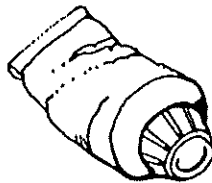
like
lit
lake
luck




cute
cut
cob
cone



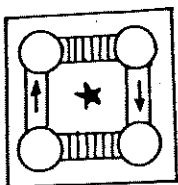
tap
tape
tub
tube



rule
run
rope
rod



gate
game
date
dune



note
not
nut
nose



rid
ride
rode
red






Short Vowels

Name _____

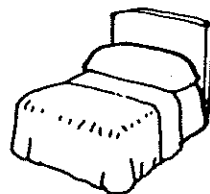
Name the pictures. Write the letter that stands for the vowel sound in each picture name.




van



sun



bed




mop



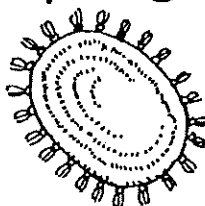
pig




man



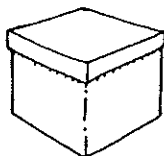
baby



rug



jet



box



cat



six

Short Vowels

Name _____

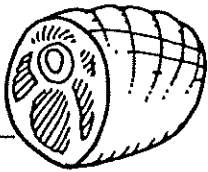
Read the words and name the pictures. Draw a line from each picture to the word that names it.

him

hem

ham _____

hum

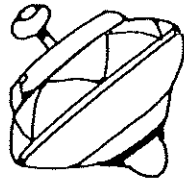


tip

tap

top

tan



cob

cub

cup

cap




cap

cup

cut

cat



sit

six

sat

'sip

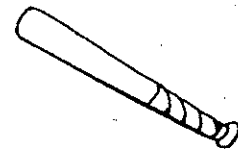


bit

bet

but

bat




mop

top

map

tap




hen

pen

pan

him

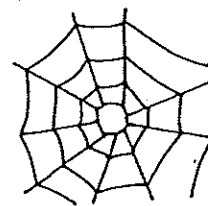


wet

web

will

well




beg

bed

bad

bag



peg

pen

pig

pin




fit

fix

fox


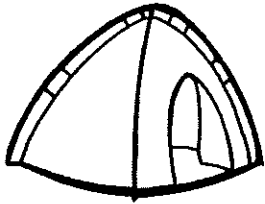
box



Practice 10

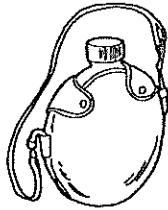
Count the money and write how much each item costs on the line.

1. tent




_____ ¢

2. canteen



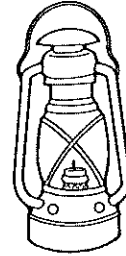
_____ ¢

3. binoculars



_____ ¢

4. lantern



_____ ¢

Circle the answer.

5. Does Yelena have enough money to buy binoculars?



yes

no

6. Does Kyle have enough money to buy binoculars?



yes

no

7. Does Flora have enough money to buy a lantern?



yes

no

8. Does Wayne have enough money to buy a tent?



yes

no

9. Does Tess have enough money to buy a canteen?



yes

no

10. Does Curtis have enough money to buy a tent and binoculars?



yes

no

Practice 9



Finish the pattern.

1. 25, 50, _____, 100, _____, _____, _____, 200, _____

Fill in the circle under the correct amount.

2. Tyra has 5 quarters. How much money does she have?



\$0.25 \$1.05 \$1.25

☐ ☐ ☐

3. Larry has 3 quarters. How much money does he have?



\$0.75 \$1.75 \$3.70

☐ ☐ ☐

4. Cara has 1 quarter. How much money does she have?



\$0.01 \$0.05 \$0.25

☐ ☐ ☐

5. Ed has 6 quarters. How much money does he have?



\$0.30 \$1.50 \$6.00

☐ ☐ ☐

6. Tammy has 4 quarters. How much money does she have?



\$0.01 \$0.10 \$1.00

☐ ☐ ☐

7. Max has 7 quarters. How much money does he have?



\$1.25 \$1.75 \$2.00

☐ ☐ ☐

A Long Way to Travel

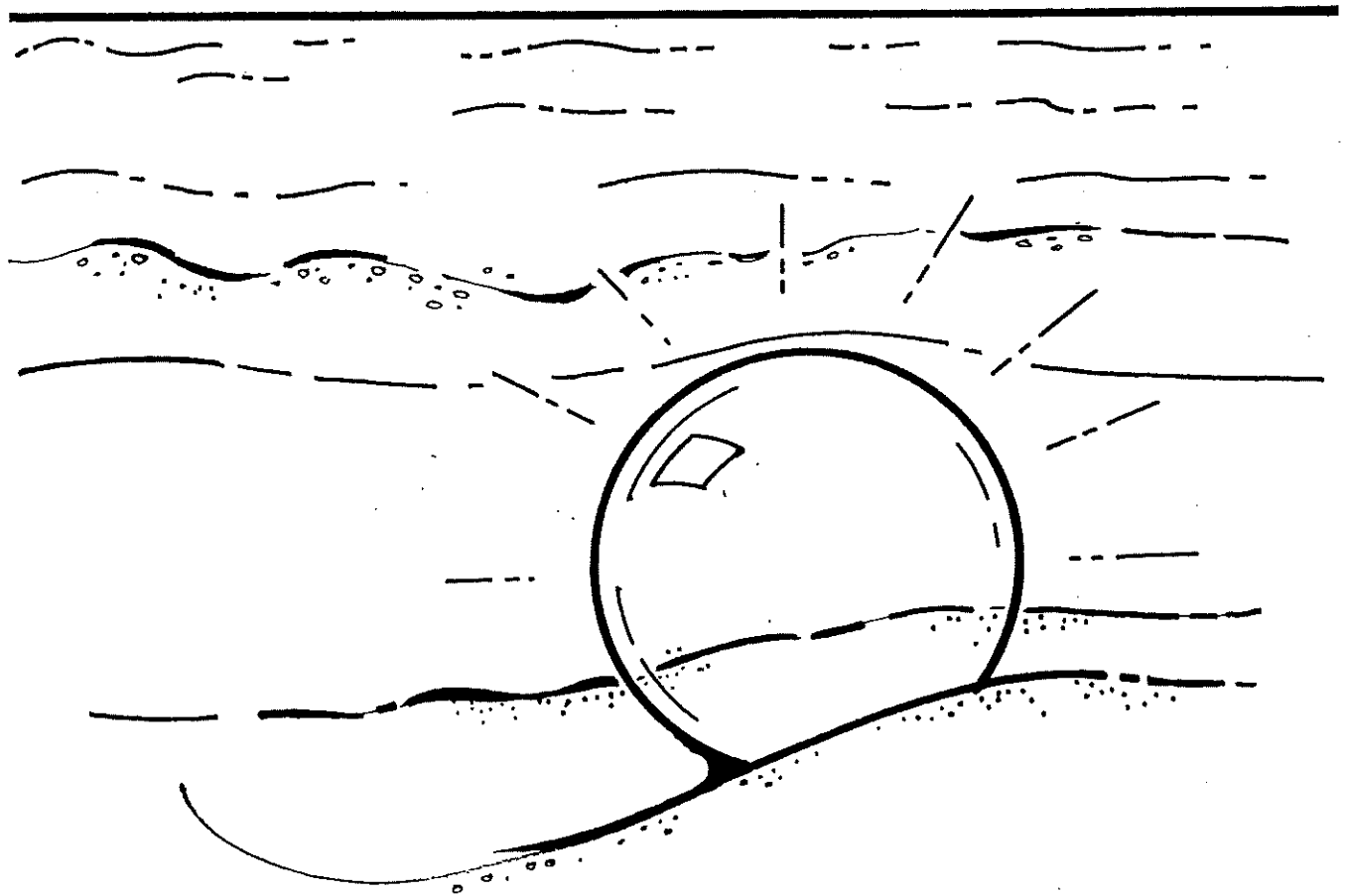
Alex and his mother were walking on the beach one day after a storm.

“Look,” Alex said. He pointed to a piece of round, blue glass almost covered with sand. They dug around it and found a round, glass ball. It was bigger than a softball, but smaller than a soccer ball.

“What is it?” Alex asked.

“It’s a fisherman’s float,” his mother said. “I haven’t seen one in years. Japanese fishermen once used to use them to keep their nets from sinking.”

“Then this came all the way from Japan?” Alex asked. “Wow! It’s traveled more than I have!”



A Long Way to Travel *(cont.)*

Reading Comprehension Questions

After reading the story, answer the questions. Circle the correct answer.

1. Why did Alex say that the ball had traveled more than he had?
 - a. Alex had never seen a fisherman's float before.
 - b. Alex wanted to be a fisherman.
 - c. Alex had probably never been to Japan.
 - d. Alex and his mother travel a lot.
2. How did Alex probably feel at the end of the story?
 - a. sad
 - b. afraid
 - c. excited
 - d. tired
3. Which of these is a fact found in the story?
 - a. Fisherman's floats are interesting.
 - b. It is exciting to find things on the beach.
 - c. Alex likes to travel.
 - d. Japanese fisherman used floats.
4. What will probably happen next?
 - a. A storm will send the float back to Japan.
 - b. Alex will keep the fisherman's float.
 - c. Alex will learn to fish, using the ball.
 - d. Alex will take the ball back to Japan.

Fire!

When the fire alarm started to buzz, the class knew what to do. Brittany got in line and whispered to her friend Kelsey, "I wonder why we're having another fire drill. We already had one this week."

All the classes lined up on the playground. Then everyone turned and looked at the school. They were waiting for the "All Clear" bell to ring so they could go back inside.

But instead of the bell, they heard sirens! A huge fire truck raced up to the school! And then another one came! And right behind them were the police!

Everyone started whispering. And then Brittany heard, "Fire! It's a real fire!"


A real fire! Brittany felt very excited and very scared at the same time. Would their class burn down? What about Jason, their pet hamster?

Just then, the "All Clear" bell rang. The children looked at each other in surprise. Then they started back into the school.

"What happened?" they asked their teacher as soon as they were back inside.

"Oh," said their teacher. "One of the teachers was making toast, and it burned a little. The smoke set off the fire alarm."

Brittany whispered to Kelsey, "I'm glad it wasn't real. But it was exciting!"



Fire! (cont.)

Reading Comprehension Questions

After reading the story, answer the questions. Circle the correct answer.

1. Why did the fire alarm go off?
 - a. It was time for a fire drill.
 - b. The school was on fire.
 - c. Some smoke from toast set it off.
 - d. One of the students pulled the alarm.
2. Which of these events happened first?
 - a. The students lined up on the playground.
 - b. The fire alarm went off.
 - c. The fire trucks came to the school.
 - d. Brittany worried about Jason.
3. Why did the students think there was a real fire?
 - a. They could smell the smoke.
 - b. The fire alarm started to buzz.
 - c. They had already had a fire drill that week.
 - d. Firefighters and police came to the school.
4. When the "All Clear" bell rang, the students knew
 - a. they should line up on the playground.
 - b. there was no fire.
 - c. there was no talking.
 - d. school was out.


The Great Sock Hunt

Jenny never said that she had the neatest room in the world. But one day, she couldn't even find her socks. They were buried under piles of books, toys, and clothing.

"Let's have a Great Sock Hunt," her mother said. They hunted through the piles. The clothes went into a basket, the books went onto the shelves, and the toys went into the toy box. But all the socks were greeted with cheers and awarded points.

"I won!" Jenny cried at last. "I found six pairs! What's my prize?"

"A clean room," said her mother.



The Great Sock Hunt *(cont.)*

Reading Comprehension Questions

After reading the story, answer the questions. Circle the correct answer.

1. Why couldn't Jenny find her socks?
 - a. She lost them at school.
 - b. They were in a basket.
 - c. Her room was messy.
 - d. Her mom had hidden them.
2. How many socks did Jenny find?
 - a. two
 - b. eight
 - c. four
 - d. twelve
3. A lesson to be learned from the story is that
 - a. socks are hard to find.
 - b. your mom should help you clean your room.
 - c. when your room is clean, you can find what you need.
 - d. your room is more fun when it is messy.
4. Why did Jenny clean her room?
 - a. Her mother turned it into a game.
 - b. She wanted the neatest room in the world.
 - c. She was tired of it being messy.
 - d. She wanted to get her books on shelves.

On the Beach

Carlos and Merry often went to the beach. Carlos liked to pick up shells, and Merry enjoyed watching the birds.

But one day the children found something very different. Carlos saw it first because he was looking at the sand.

"Merry," said Carlos, "Come here quickly!"

Merry stopped watching the seagulls dive and swoop. She ran over to Carlos. He was looking at a long, brown-gray, fishy kind of animal.

"What is it?" asked Merry.


"I think it's a small shark," said Carlos.

Merry looked at the sharp teeth and pointy fins. She said, "I think you're right."

"Is it still alive?" asked Carlos.

"No," answered Merry. "Sharks can't live out of water."

The children looked at the shark a long time. Finally, Carlos said, "Let's go home. I want to tell Mother what we found on the beach!"



On the Beach *(cont.)*

Reading Comprehension Questions

After reading the story, answer the questions. Circle the correct answer.

1. Where did Carlos and Merry find the “fishy kind of animal”?
 - a. in the water
 - b. in the sand
 - c. next to some birds
 - d. by a sea shell
2. Why did Carlos want to go home?
 - a. He was tired.
 - b. He was scared.
 - c. He wanted to tell his mom what they found.
 - d. He wanted to wash his new shells.
3. The children knew the fish was a shark because it
 - a. tried to bite Merry.
 - b. had come from the water.
 - c. was long, brown-gray, and fishy.
 - d. had sharp teeth and pointy fins.
4. You can tell from the story that Carlos and Merry
 - a. find a lot of dead things.
 - b. enjoy going to the beach.
 - c. see sharks often.
 - d. like sharks.


Growing Things

It was a sunny day, and Tory was digging in his garden. He had a special box just for tomatoes, but right now he was watering his sunflowers. They were very tall, taller than Tory. Each sunflower had bright yellow petals. The sunflowers grew straight to the sky, except one. One sunflower leaned over the fence as if to talk to Tory's dog, Lia.

Lia barked at the sunflower, but the sunflower didn't answer. Lia barked again, then sat down. Tory put down his watering can and opened the gate.

"Okay, Lia," he said, "The flower won't talk to you, but I will. Time to play."

Lia wagged her tail in happiness.



Growing Things *(cont.)*

Reading Comprehension Questions

After reading the story, answer the questions. Circle the correct answer.

1. The next thing that will probably happen is that
 - a. Lia will bark at the tomatoes.
 - b. Tory and Lia will play.
 - c. Tory will water his sunflowers.
 - d. Tory will water his tomatoes.
2. The best way to find out more about sunflowers is to
 - a. ask your teacher.
 - b. read a book about garden flowers.
 - c. read a made-up story about a garden.
 - d. look in today's newspaper.
3. Why did Lia bark at the sunflower?
 - a. She wanted to go into the garden.
 - b. She thought it would talk to her.
 - c. It was leaning over the fence.
 - d. She was afraid of it.
4. What do these words mean: The sunflowers grew straight to the sky?
 - a. The flowers were leaning over.
 - b. The flowers were touching the sky.
 - c. The flowers were taller than Tory.
 - d. The flowers grew straight up.

Smiles

"Smile," said the woman with the camera.

Teddy didn't feel like smiling. He was sad because his puppy was lost. The woman with the camera took his picture anyway.


"Next," she said.

Teddy jumped off the stool and his friend Harriet climbed up. The woman with the camera was taking pictures of everybody in Mr. Jenkins's class. Teddy waited until Harriet was done. Then they walked outdoors.

"What's that?" asked Harriet, pointing toward the sidewalk.

"Curly!" cried Teddy. His puppy had followed him to school!

Teddy couldn't stop smiling for the rest of the day.



Smiles *(cont.)*

Reading Comprehension Questions

After reading the story answer the questions. Circle the correct answer.


1. From the story, you can tell that Teddy
 - a. likes having his picture taken.
 - b. likes his dog a lot.
 - c. does not like to smile.
 - d. does not like Mr. Jenkins.
2. Why did Teddy walk outdoors?
 - a. He wanted to find his puppy.
 - b. He and Harriet were done getting their picture taken.
 - c. He wanted to go outside and play.
 - d. He wanted to get away from the woman with the camera.
3. What was the name of Teddy's puppy?
 - a. Jenkins
 - b. Curly
 - c. Teddy
 - d. Harriet
4. This story could not be called
 - a. "Curly, Gets His Picture Taken."
 - b. "Teddy's Bad Day."
 - c. "Picture Day."
 - d. "Where Is Curly?"
5. How did Teddy feel at the end of the story?
 - a. happy
 - b. sad
 - c. scared
 - d. angry

Cookies



Write a story about the picture.


Dinosaurs



Write a story about the picture.

[illegible]

The Zoo




Write a story about the picture.

This image shows a blank sheet of handwriting practice paper. It features five identical sets of horizontal lines arranged vertically. Each set includes three lines: a solid top line, a dashed middle line, and a solid bottom line, providing a guide for letter height and placement. The paper is otherwise empty, with no text or markings.

[illegible]

Pirates



Write a story about the picture.

Handwriting practice lines consisting of solid top and bottom lines with a dashed middle line. There are five sets of these lines provided for writing.

